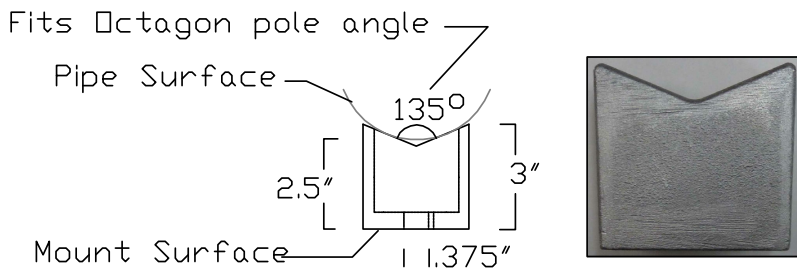
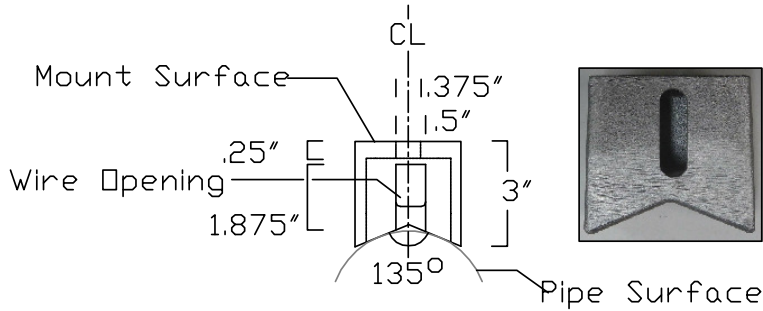


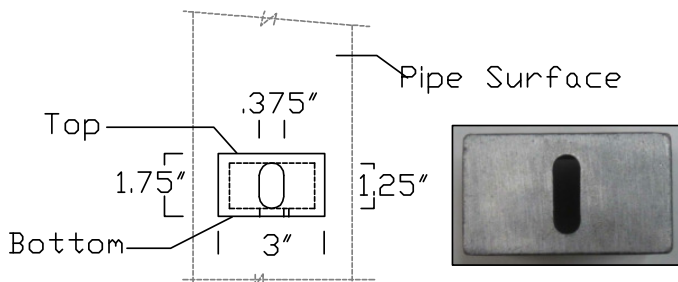
FREY MANUFACTURING CORPORATION 13150 STEWART AVE., NORWOOD, MN 55368 VOICE/FAX: 952-467-4402	CROSSWALK PEDESTAL TEMPLATES	DATE	DWG. NO.	REV.
		8-7-13	8.2.0	




TOP PLAN VIEW



BOTTOM VIEW



RISER VIEW



11SA 2.5" SADDLE ADAPTER

To adapt a round or polygon surface to a flat surface and extend a device 2.5".



Illustrated use.

SEE DRAWING 8.2.0 FOR TEMPLATES TO MOUNT CAMPBELL OR POLARA SWITCHES.

11SA SUPPLIED HARDWARE:
(1) 11SA ALUMINUM CASTING

- (2) 25SAC (FOR CAMPBELL SWITCH) INCLUDED PARTS:
- (2) 11SA ANODIZED ALUMINUM CASTINGS
- (2) 1/4" X 4" COUNTERSUNK HEAD BOLTS
- (2) 1 1/4" 1/4" INSERT NUTS FOR SCHEDULE 40 PIPE
- (1) 1/2" INSULATION SLEEVE

- (2) 25SAP (FOR POLARA SWITCH) INCLUDED PARTS:
- (2) 11SA ANODIZED ALUMINUM CASTINGS
- (2) 1/4" X 5 1/2" HEX HEAD BOLTS
- (2) 1 1/4" 1/4" INSERT NUTS FOR SCHEDULE 40 PIPE
- (2) 1/4" FLAT WASHERS
- (2) 1/4" LOCK WASHERS
- (1) 1/2" INSULATION SLEEVE

Not To Scale

FREY MANUFACTURING CORPORATION 13150 STEWART AVE., NORWOOD, MN 55368 VOICE/FAX: 952-467-4402	11SA 2 1/2" SADDLE ADAPTER 25SAC 2 1/2" SADDLE ADAPTER - Campbell 25SAP 2 1/2" SADDLE ADAPTER - Polara	DATE	DWG. NO.	REV.
		8-07-13	14.1.0	

Patent Pending