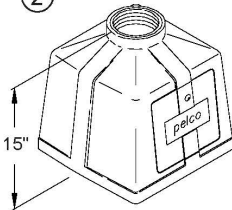


①

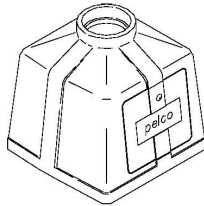


②



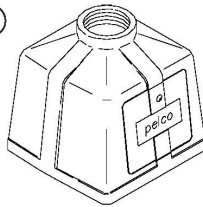
ITEM 1 & 2 OPTIONS	
DOOR:	Alum, Plastic, or Blank Plastic
SETSCREWS IN COLLAR:	(1) 3/8" Hex Hd Bolt (3) 3/8" Soc Hd Setscrews
GROUNDING LUG	
PAINT	

③



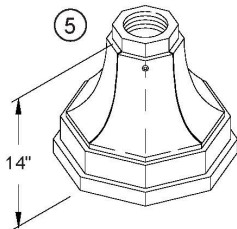
OPTIONS	
DOOR:	Alum, Plastic, or Blank Plastic
GROUNDING LUG	
PAINT	

④



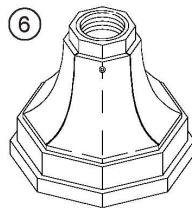
OPTIONS	
SETSCREWS IN COLLAR:	(1) 3/8" Hex Hd Bolt (3) 3/8" Soc Hd Setscrews
GROUNDING LUG	
GALVANIZE	
PAINT	

⑤

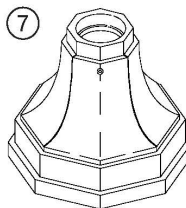


ITEM 5 & 6 OPTIONS	
SETSCREWS IN COLLAR:	(1) 3/8" Hex Hd Bolt (3) 3/8" Soc Hd Setscrews
GROUNDING LUG	
PAINT	

⑥

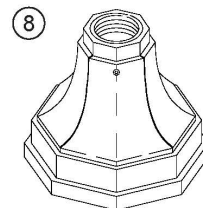


⑦



OPTIONS	
GROUNDING LUG	
PAINT	

⑧



OPTIONS	
SETSCREWS IN COLLAR:	(1) 3/8" Hex Hd Bolt (3) 3/8" Soc Hd Setscrews
GROUNDING LUG	
GALVANIZE	
PAINT	

ITEM	DESCRIPTION	WEIGHT	PART NO.
------	-------------	--------	----------

SQUARE BASE ASSEMBLY:

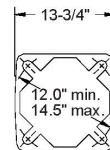
①	Aluminum	22.5 lbs.	PB-5335
	Aluminum, Heat Treated	22.5 lbs.	PB-5336
②	Alum w/ Steel Coupling	23.5 lbs.	PB-5341
③	Alum w/ Slip Fit	22.5 lbs.	PB-5339
④	Iron	76.0 lbs.	PB-5308

OCTAGONAL BASE ASSEMBLY:

⑤	Alum w/ Alum door	25.0 lbs.	PB-5349
⑥	Alum w/ Steel Coupling and Alum Door	27.0 lbs.	PB-5351
⑦	Alum w/ Slip Fit and Alum Door	25.0 lbs.	PB-5350
⑧	Iron w/ Iron door	78.0 lbs.	PB-5310

Notes:

- AASHTO Certified Square Aluminum Base: All Aluminum square bases above are available with AASHTO Certifications and FHWA approval. Please specify by adding the Certification Part No. C-1001 in addition to the base part number.
- All assemblies are supplied standard with stainless fasteners.
- Please specify options when ordering.



Square Base



Octagonal Base



Grounding Lug